

Dentist:.....

Company:.....

Patient:..... M or F Age

Dr Address:.....

Phone:..... Email

Date:..... Due Date:

Please allow 10 working days from the date we receive your case.

IMPORTANT

TO AVOID DELAYS IN CASE OF A PROBLEM PLEASE TICK

Minimal Occlusal Clearance

- Adjust the opposing and mark on model
- Adjust the abutment and mark on model
- Make metal occlusal or metal island
- Call me

Bridge Undercuts (Path of Insertion)

- Block-out undercuts and proceed
- Adjust/Trim undercuts and mark on model
- Make slot attachment/stress breaker
- Call me

SHARP

DENTAL LABORATORY PTY LTD

20 Pemberton St.
Strathfield NSW 2135
Ph 02 9746 3221

info@sharpdental.com.au
www.sharpdental.com.au

CROWN & BRIDGE

TYPE

- Crown
- Bridge
- Inlay/Onlay
- Maryland Br.
- Post and Core
- Veneer

FULL CERAMIC

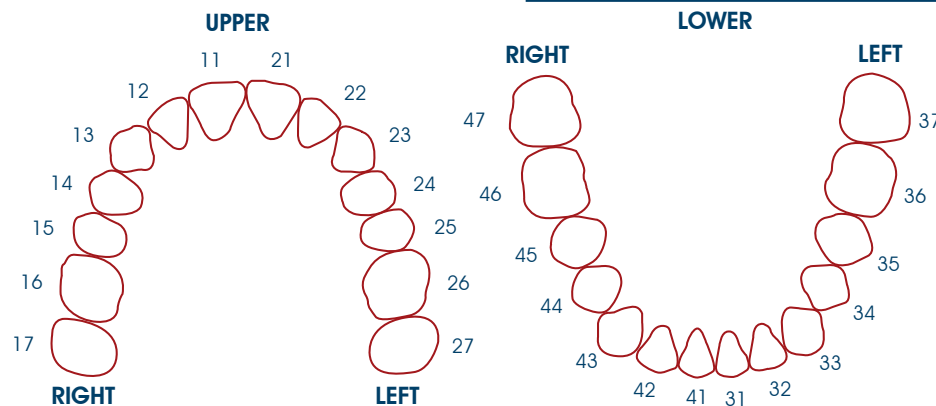
- e.Max
- IPS Empress(veneers)
- Katana Zirconia
- Zx Zeno Zirconia
- Cercon Zirconia
- Composite Crown

PFM/VMK


- Standard
- Standard+ (Ni-Free)
- Premium (Ni-Free)
- Semi Precious
- High Precious

FULL METAL

- Full Yellow Gold
- Full White Gold
- Ni-Free
- Standard



PONTIC DESIGN



INSTRUCTIONS (Use reverse for additional instructions.)

REMOVABLE PROSTHODONTICS

SPECIAL TRAY U L

ACRYLIC DENTURES

- F/- Bite Setup Finish
- /F Bite Setup Finish
- P/- Bite Setup Finish
- /P Bite Setup Finish

CAST DENTURES

- Cr-Co Vitalium
- U L Frame only
- U L Frame + Bite
- U L Frame + Teeth try in
- U L Teeth Setup
- U L Finish

FLEXIBLE DENTURES

- U L Bite Setup Finish

OCCLUSAL SPLINT

- U L Hard Hard/Soft

SPORTSGUARD U L

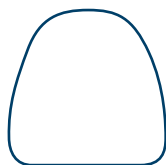
BLEACHING TRAYS U L

ORTHODONTICS U L

MARGIN DESIGN



SHADE



OCCLUSAL CONTACT



PROXIMAL CONTACT



Please attach original to your case and keep yellow copy for your record.

Type